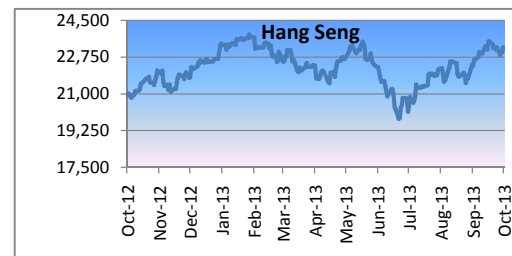
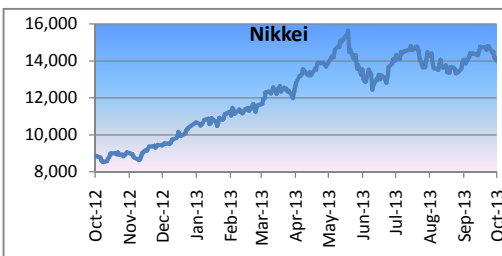
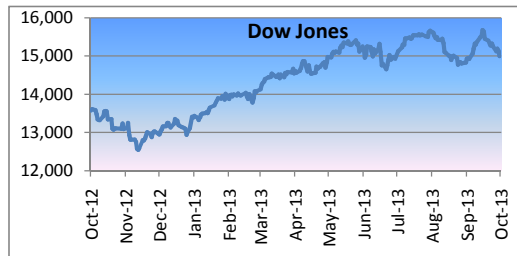
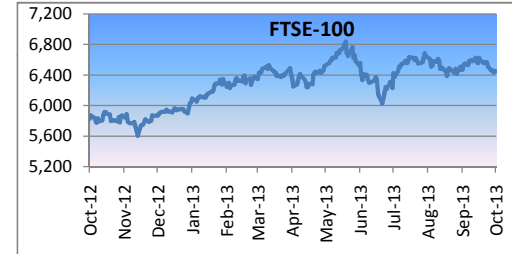
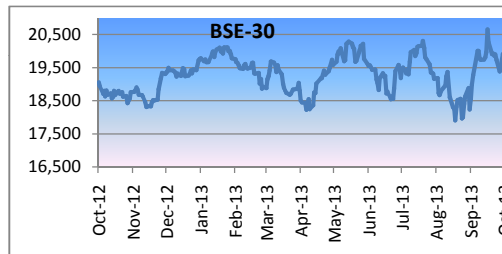
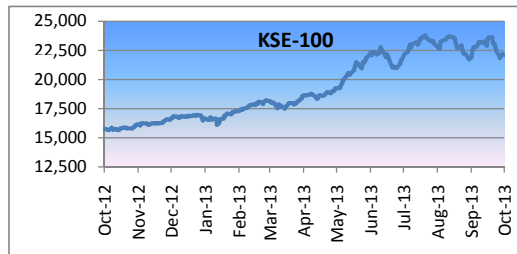


World Stock Markets Comparison (Weekly)



Country/Indices	This Week	Last Week	Last Month	Last Year		Change (%)				52-Weeks			P/E x	P/BVx	Dividend Yield
	4-Oct-13	27-Sep-13	4-Sep-13	4-Oct-12	31-Dec-12	WoW	MoM	YoY	CYTD	High	Low	Average	FY14E	FY14E	FY14E
Dow Jones	15,072.6	15,258.2	14,930.9	13,575.4	13,104.1	-1.2%	0.9%	11.0%	15.0%	15,676.9	12,542.4	14,382.2	12.6	2.6	2.7%
Nasdaq	3,807.8	3,781.6	3,649.0	3,149.5	3,019.5	0.7%	4.3%	20.9%	26.1%	3,818.0	2,836.9	3,311.2	16.0	3.3	1.5%
FTSE 100	6,453.9	6,512.7	6,474.7	5,827.8	5,897.8	-0.9%	-0.3%	10.7%	9.4%	6,840.3	5,605.6	6,285.7	11.3	1.6	4.2%
KSE-100	22,086.0	22,387.3	21,875.8	15,789.0	16,905.3	-1.3%	1.0%	39.9%	30.6%	23,776.2	15,652.0	19,317.7	7.4	1.7	6.5%
BSE-30 Sensex	19,916.0	19,727.3	18,567.6	19,058.2	19,426.7	1.0%	7.3%	4.5%	2.5%	20,646.6	17,905.9	19,285.8	12.7	2.1	2.0%
Hang Seng	23,138.5	23,207.0	22,326.2	20,908.0	22,656.9	-0.3%	3.6%	10.7%	2.1%	23,822.1	19,814.0	22,258.2	10.2	1.3	3.8%
Nikkei 225	14,024.3	14,760.1	14,053.9	8,824.6	10,395.2	-5.0%	-0.2%	58.9%	34.9%	15,627.3	8,534.1	12,209.6	15.9	1.4	1.8%
Singapore	3,138.1	3,210.2	3,015.4	3,086.6	3,167.1	-2.2%	4.1%	1.7%	-0.9%	3,454.4	2,945.6	3,200.0	13.1	1.3	3.5%
Newzealand	4,759.4	4,782.7	4,610.3	3,882.0	4,066.5	-0.5%	3.2%	22.6%	17.0%	4,782.7	3,882.0	4,431.1	15.7	1.8	4.5%
Malaysia	1,776.6	1,776.2	1,716.8	1,661.5	1,689.0	0.0%	3.5%	6.9%	5.2%	1,810.0	1,598.2	1,704.4	15.1	2.1	3.4%
Shanghai (China)	2,174.7	2,160.0	2,127.6	2,086.2	2,269.1	0.7%	2.2%	4.2%	-4.2%	2,434.5	1,950.0	2,169.6	7.1	1.1	3.7%
Jakarta (Indonesia)	4,389.4	4,423.7	4,073.5	4,271.5	4,316.7	-0.8%	7.8%	2.8%	1.7%	5,215.0	3,967.8	4,582.8	11.6	2.3	2.8%
Kospi (Korea)	1,997.0	2,011.8	1,933.0	1,992.7	1,997.1	-0.7%	3.3%	0.2%	0.0%	2,031.1	1,780.6	1,943.0	9.2	1.1	1.3%



Source: KSE, BLOOMBERG, YAHOO

Disclaimer: This news update is being circulated for information purposes only and no action is being solicited based on it. Information and calculations presented in this news update have been generated from sources which we believe to be reliable, however we do not represent that it is accurate, complete and should be relied upon. **Pak Oman Asset Management Company Limited** does not assume any liability on it. This news update or any part of it should not be reproduced, published or distributed without prior permission.

For Details: Research Team; **Pak Oman Asset Management Company Limited** Horizon Vista, Mezzanine Floor-2, Plot No -10, Scheme-5, Block 4, Clifton Karachi. PABX: +9221-35361466 Fax: +9221-35361468.