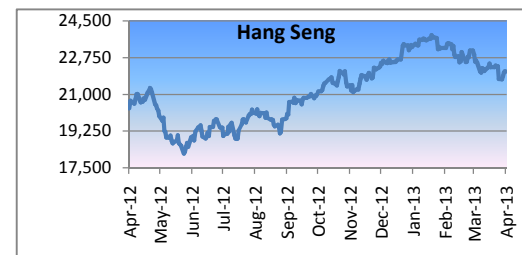
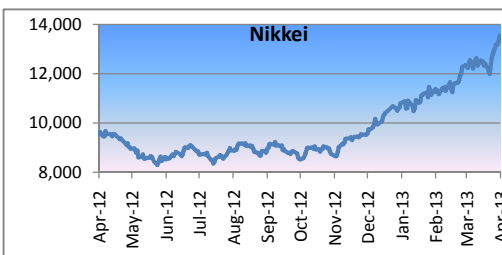
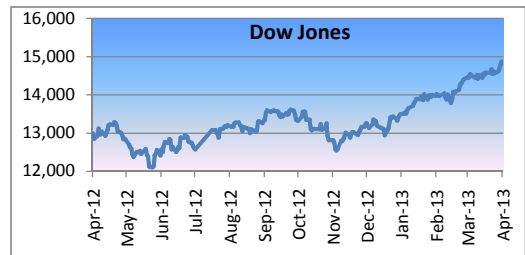
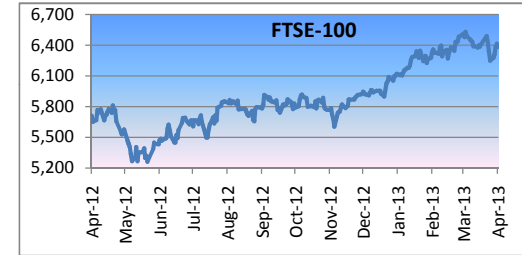
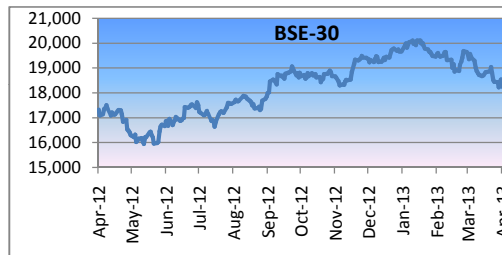
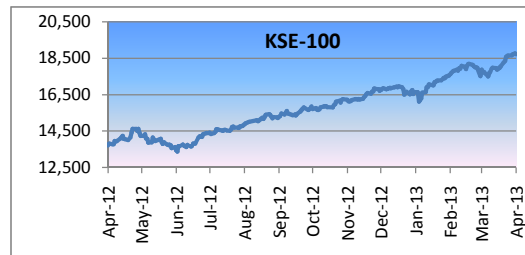


World Stock Markets Comparison (Weekly)



Country/Indices	This Week	Last Week	Last Month	Last Year		Change (%)				52-Weeks			P/E x	P/BVx	Dividend Yield
	12-Apr-13	5-Apr-13	12-Mar-13	12-Apr-12	31-Dec-12	WoW	MoM	YoY	CYTD	High	Low	Average	FY13E	FY13E	FY13E
Dow Jones	14,865.1	14,565.3	14,450.1	12,986.6	13,104.1	2.1%	2.9%	14.5%	13.4%	14,865.1	12,101.5	13,329.0	13.1	2.6	2.4%
Nasdaq	3,295.0	3,203.9	3,242.3	3,055.6	3,019.5	2.8%	1.6%	7.8%	9.1%	3,300.2	2,747.5	3,039.0	15.1	2.5	1.1%
FTSE 100	6,384.4	6,249.8	6,510.6	5,710.5	5,897.8	2.2%	-1.9%	11.8%	8.3%	6,529.4	5,260.2	5,882.3	11.0	1.6	3.7%
KSE-100	18,714.3	18,636.0	17,872.9	13,693.7	16,905.3	0.4%	4.7%	36.7%	10.7%	18,764.6	13,368.9	15,799.7	7.4	1.7	6.5%
BSE-30 Sensex	18,242.6	18,450.2	19,564.9	17,332.6	19,426.7	-1.1%	-6.8%	5.2%	-6.1%	20,103.5	15,948.1	18,236.2	12.5	2.1	1.7%
Hang Seng	22,089.1	21,726.9	22,890.6	20,327.3	22,656.9	1.7%	-3.5%	8.7%	-2.5%	23,822.1	18,185.6	21,134.6	14.4	1.3	3.3%
Nikkei 225	13,485.1	12,833.6	12,314.8	9,524.8	10,395.2	5.1%	9.5%	41.6%	29.7%	13,549.2	8,295.6	9,739.5	14.3	1.5	1.5%
Singapore	3,294.2	3,299.8	3,303.0	2,978.1	3,167.1	-0.2%	-0.3%	10.6%	4.0%	3,321.8	2,737.9	3,072.2	13.9	1.4	2.9%
Malaysia	1,698.5	1,688.7	1,656.5	1,601.3	1,689.0	0.6%	2.5%	6.1%	0.6%	1,707.0	1,532.5	1,629.6	14.1	2.1	3.4%
Shanghai (China)	2,206.8	2,225.3	2,286.6	2,350.9	2,269.1	-0.8%	-3.5%	-6.1%	-2.7%	2,452.0	1,959.8	2,214.2	8.9	1.4	2.6%
Jakarta (Indonesia)	4,937.2	4,926.1	4,854.3	4,139.5	4,316.7	0.2%	1.7%	19.3%	14.4%	4,981.5	3,654.6	4,288.7	15.2	3.0	1.9%
Kospi (Korea)	1,924.2	1,927.2	1,993.3	1,986.6	1,997.1	-0.2%	-3.5%	-3.1%	-3.6%	2,031.1	1,769.3	1,931.3	8.9	1.0	1.4%



Source: KSE, BLOOMBERG, YAHOO

Disclaimer: This news update is being circulated for information purposes only and no action is being solicited based on it. Information and calculations presented in this news update have been generated from sources which we believe to be reliable, however we do not represent that it is accurate, complete and should be relied upon. **Pak Oman Asset Management Company Limited** does not assume any liability on it. This news update or any part of it should not be reproduced, published or distributed without prior permission.

For Details: Research Team; **Pak Oman Asset Management Company Limited** Horizon Vista, Mezzanine Floor-2, Plot No -10, Scheme-5, Block 4, Clifton Karachi. PABX: +9221-35361466 Fax: +9221-35361468.