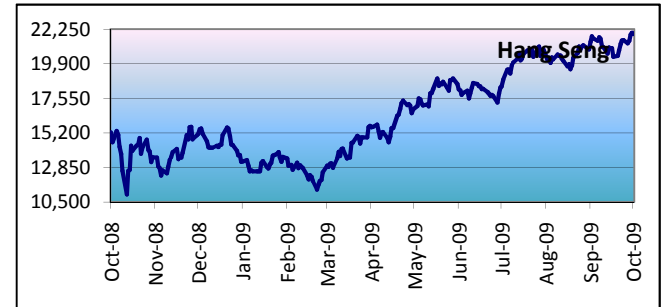
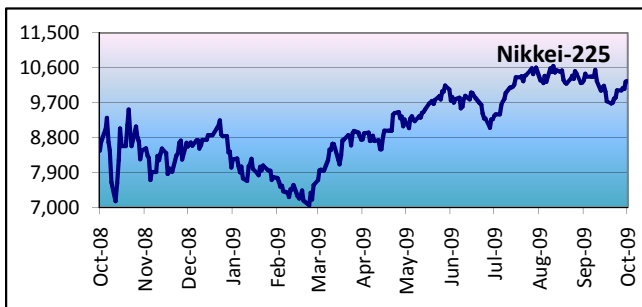
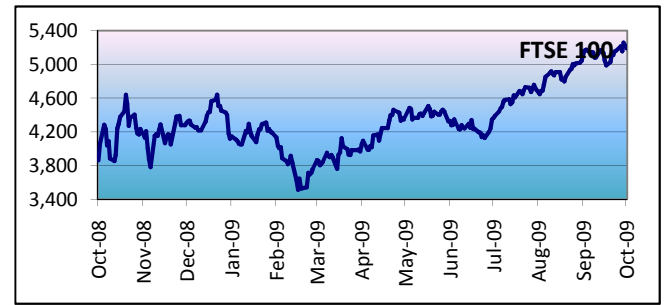
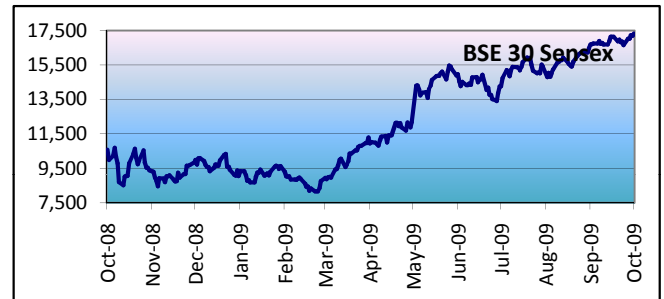
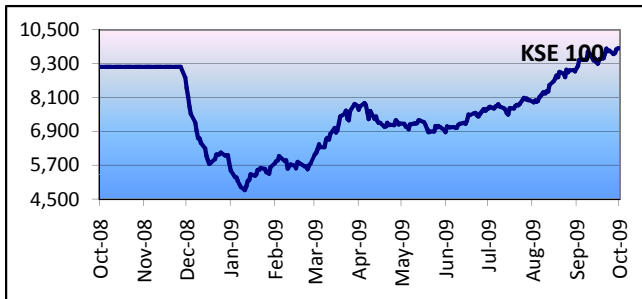


Country/Indices	This Week	Last Week	Last Month	Last Year		Change (%)				52-Weeks		
	16-Oct-09	9-Oct-09	16-Sep-09	16-Oct-08	31-Dec-08	WoW	MoM	YoY	YTD	High	Low	Average
Dow Jones	9,995.9	9,864.9	9,791.7	8,979.3	8,776.4	1.3%	2.1%	11.3%	13.9%	10,062.9	6,547.1	8,554.7
Nasdaq	2,156.8	2,139.3	2,133.2	1,717.7	1,577.0	0.8%	1.1%	25.6%	36.8%	2,173.3	1,268.6	1,716.3
FTSE 100	5,190.2	5,161.9	5,124.1	3,861.4	4,434.2	0.5%	1.3%	34.4%	17.0%	5,256.1	3,512.1	4,351.1
KSE-100	9,838.1	9,768.6	9,137.1	9,184.2	5,865.0	0.7%	7.7%	7.1%	67.7%	9,845.7	4,815.3	7,569.0
BSE-30 Sensex	17,322.8	16,642.7	16,677.0	10,581.5	9,647.3	4.1%	3.9%	63.7%	79.6%	17,322.8	8,160.4	12,096.2
Hang Seng	21,929.9	21,499.4	21,402.9	15,230.5	14,387.5	2.0%	2.5%	44.0%	52.4%	21,999.1	11,015.8	16,372.1
Nikkei 225	10,257.6	10,016.4	10,270.8	8,458.5	8,859.6	2.4%	-0.1%	21.3%	15.8%	10,639.7	7,055.0	9,034.2
Singapore	2,708.1	2,652.5	2,674.4	1,951.2	1,761.6	2.1%	1.3%	38.8%	53.7%	2,712.2	1,457.0	2,068.0
Newzealand	3,207.2	3,163.3	3,117.6	2,764.7	2,715.7	1.4%	2.9%	16.0%	18.1%	3,207.2	2,418.0	2,805.4
Malaysia	1,256.8	1,233.8	1,213.0	920.0	876.8	1.9%	3.6%	36.6%	43.3%	1,256.8	829.4	999.3
Shanghai (China)	2,976.6	2,911.7	2,999.7	1,909.9	1,820.8	2.2%	-0.8%	55.8%	63.5%	3,471.4	1,706.7	2,472.6
Jakarta (Indonesia)	2,515.8	2,474.4	2,439.4	1,463.3	1,355.4	1.7%	3.1%	71.9%	85.6%	2,528.2	1,111.4	1,739.1
Kospi (Korea)	1,640.4	1,646.8	1,683.3	1,213.8	1,124.5	-0.4%	-2.6%	35.1%	45.9%	1,718.9	938.8	1,317.9



Source: KSE, BLOOMBERG, YAHOO, POAMCL RESEARCH.

**Disclaimer:** This news update is being circulated for information purposes only and no action is being solicited based on it. Information and calculations presented in this news update have been generated from sources which we believe to be reliable, however we do not represent that it is accurate, complete and should be relied upon. **Pak Oman Asset Management Company Limited.** does not assume any liability on it. This news update or any part of it should not be reproduced, published or distributed without prior permission.

**For Details:** Research Team; **Pak Oman Asset Management Company Limited**, 1st. Floor, Tower A, FTC, Shahrah-e-Faisal, Karachi. PABX: +9221-563 1020-4 Fax: +9221-563 1025.