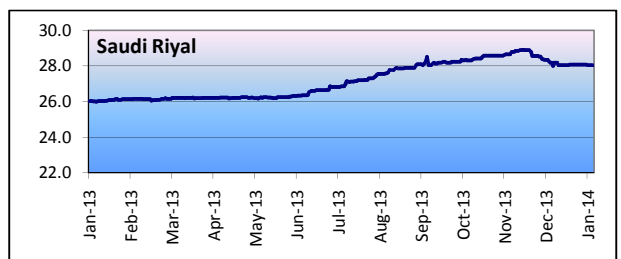
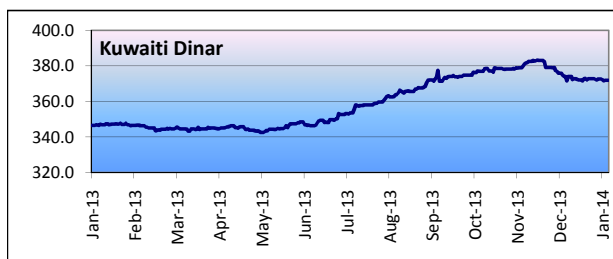
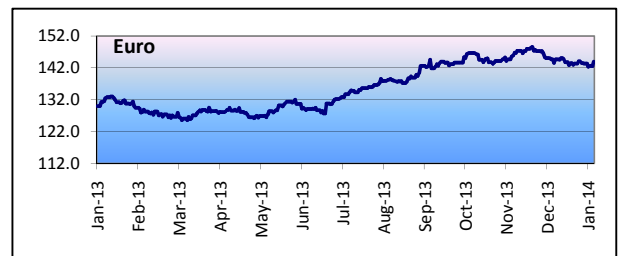
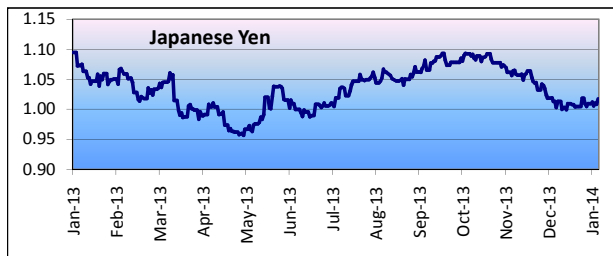
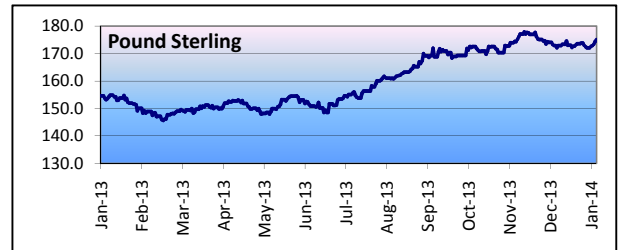
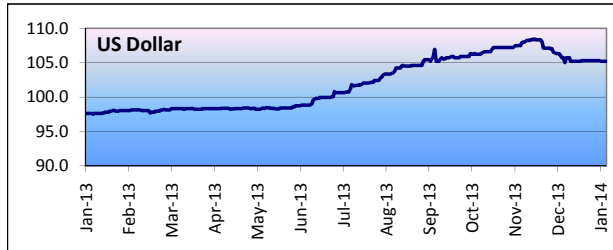


International Currency Comparison

NBP Exchange Rate (Selling TT & OD)

Country	Symbol	This Week	Last Week	Last Month	Last Year		Return (%)				52-Weeks			STD*
		24-Jan-14	17-Jan-14	24-Dec-13	24-Jan-13	31-Dec-13	WoW	MoM	YoY	CYTD	High	Low	Average	σ
USA	USD	105.20	105.30	105.70	97.60	105.20	-0.09%	-0.47%	7.79%	0.00%	108.40	97.50	101.88	2.64%
U. Kingdom	GBP	175.02	172.09	172.84	154.56	173.36	1.70%	1.26%	13.24%	0.96%	177.85	145.64	159.83	7.27%
Euro	Euro	143.97	143.39	144.62	130.00	145.10	0.40%	-0.45%	10.75%	-0.78%	148.57	125.61	135.65	6.70%
Canada	CAD	94.72	96.31	99.48	97.60	98.78	-1.65%	-4.78%	-2.95%	-4.11%	103.61	93.93	98.31	5.86%
Switzerland	CHF	117.04	116.31	118.13	104.95	118.46	0.63%	-0.92%	11.52%	-1.20%	121.44	100.48	110.16	8.52%
Australia	AUD	92.17	92.87	94.17	102.70	93.95	-0.75%	-2.12%	-10.25%	-1.89%	103.65	90.20	97.41	9.04%
Sweden	SEK	16.39	16.30	16.07	14.97	16.37	0.55%	1.99%	9.49%	0.12%	16.81	14.61	15.64	9.01%
Japan	Yen	1.02	1.01	1.01	1.09	1.00	0.77%	0.40%	-7.05%	1.46%	1.09	0.96	1.03	10.88%
Norway	NOK	17.27	17.03	17.19	17.56	17.31	1.41%	0.47%	-1.65%	-0.23%	18.11	15.57	17.22	12.23%
Singapore	SGD	82.28	82.75	83.37	79.55	83.14	-0.57%	-1.31%	3.43%	-1.03%	86.57	77.30	81.24	4.73%
Denmark	DKK	19.29	19.21	19.39	17.42	19.45	0.42%	-0.52%	10.73%	-0.82%	19.91	16.85	18.19	6.85%
Saudi Arabia	SAR	28.05	28.08	28.18	26.03	28.05	-0.11%	-0.46%	7.76%	0.00%	28.90	26.00	27.17	2.63%
Hongkong	HKD	13.55	13.58	13.63	12.59	13.57	-0.22%	-0.59%	7.63%	-0.15%	13.98	12.57	13.13	2.66%
China	CNY	17.14	17.17	17.23	15.44	17.20	-0.16%	-0.50%	11.03%	-0.33%	17.67	14.12	16.36	24.24%
India	INR	1.69	1.71	1.70	1.84	1.70	-0.83%	-0.69%	-8.18%	-0.38%	1.87	1.51	1.74	11.33%
Bangladesh	Taka	1.32	1.32	1.34	1.26	1.33	0.05%	-0.89%	5.08%	-0.12%	1.39	1.24	1.31	14.85%
Oman	OMR	271.05	271.08	273.02	257.03	272.43	-0.01%	-0.72%	5.46%	-0.51%	287.60	254.18	265.48	10.48%
Kuwait	KWD	371.90	372.68	374.09	346.47	372.77	-0.21%	-0.59%	7.34%	-0.23%	383.25	342.58	358.94	3.79%
Malaysia	MYR	31.58	31.94	32.13	32.09	32.06	-1.13%	-1.71%	-1.59%	-1.50%	33.85	30.69	32.17	7.11%
Newzealand	NZD	87.15	87.43	86.46	82.29	86.46	-0.32%	0.80%	5.91%	0.80%	90.22	76.23	83.52	9.34%
Qatar	QAR	28.89	28.92	29.03	26.81	28.90	-0.10%	-0.48%	7.76%	-0.03%	29.77	26.78	27.98	2.71%
UAE	AED	28.64	28.67	28.78	26.57	28.64	-0.10%	-0.49%	7.79%	0.00%	29.51	26.54	27.73	3.71%



Source: NBP

* Annualized standard deviation for the period January-2013 to January-2014.

Disclaimer: This news update is being circulated for information purposes only and no action is being solicited based on it. Information and calculations presented in this news update have been generated from sources which we believe to be reliable, however we do not represent that it is accurate, complete and should be relied upon. **Pak Oman Asset Management Company Limited** does not assume any liability on it. This news update or any part of it should not be reproduced, published or distributed without prior permission.

For Details: Research Team; **Pak Oman Asset Management Company Limited**, Horizon Vista, Mezzanine Floor-2, Plot No -10, Scheme-5, Block 4, Clifton Karachi. PABX: +9221-35361466 Fax: +9221-35361469.