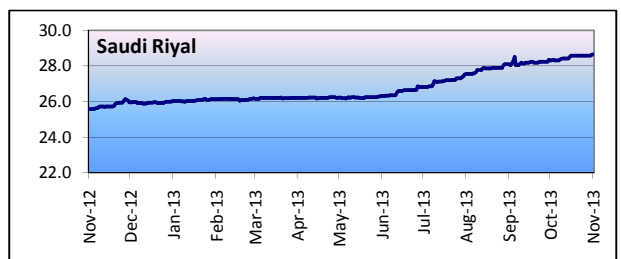
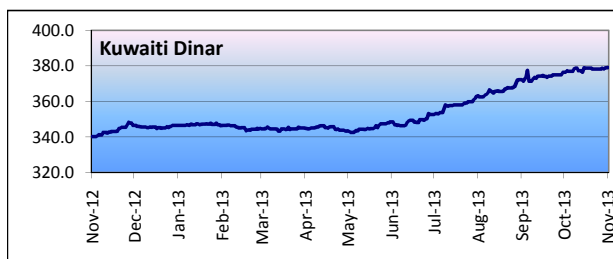
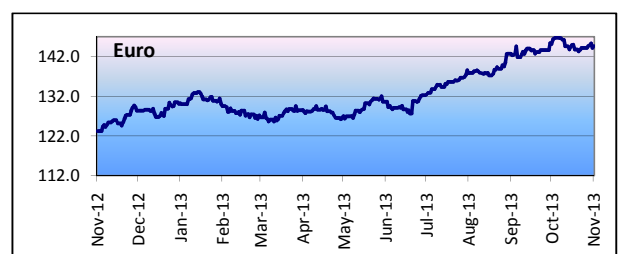
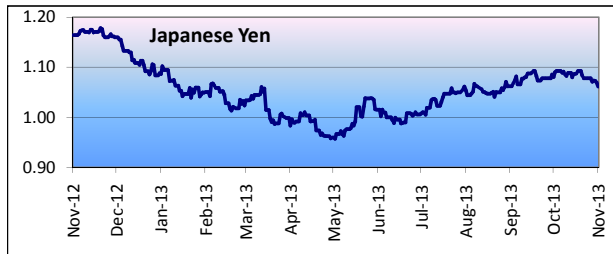
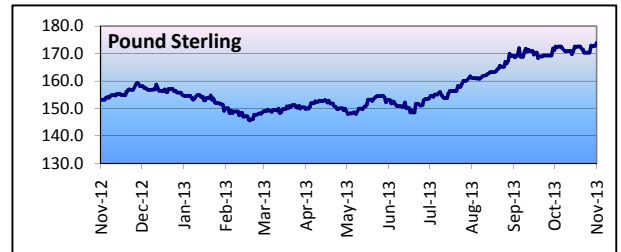
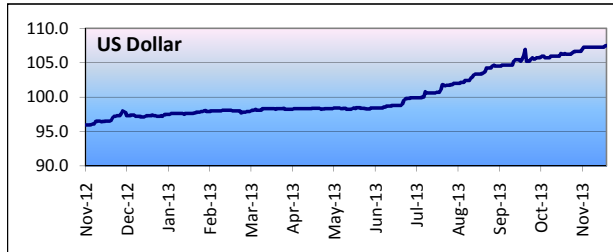


International Currency Comparison

NBP Exchange Rate (Selling TT & OD)

Country	Symbol	This Week	Last Week	Last Month	Last Year		Return (%)				52-Weeks			STD*
		22-Nov-13	15-Nov-13	22-Oct-13	22-Nov-12	31-Dec-12	WoW	MoM	YoY	CYTD	High	Low	Average	σ
USA	USD	107.45	107.20	106.20	95.95	97.10	0.23%	1.18%	11.99%	10.66%	107.45	95.95	100.26	2.46%
U. Kingdom	GBP	173.91	170.34	171.22	153.16	156.90	2.10%	1.57%	13.55%	10.84%	173.91	145.64	156.68	7.27%
Euro	Euro	144.67	144.13	145.11	123.23	128.31	0.37%	-0.30%	17.40%	12.75%	146.70	123.23	132.56	6.91%
Canada	CAD	101.94	102.21	103.04	96.35	97.58	-0.26%	-1.07%	5.80%	4.47%	103.61	93.93	98.08	5.33%
Switzerland	CHF	117.48	116.88	117.55	102.29	106.28	0.51%	-0.06%	14.85%	10.54%	119.21	100.48	107.87	8.52%
Australia	AUD	98.76	99.73	102.46	99.69	100.98	-0.97%	-3.61%	-0.93%	-2.20%	103.65	90.20	98.49	8.56%
Sweden	SEK	16.17	16.11	16.59	14.30	14.93	0.37%	-2.53%	13.08%	8.31%	16.81	14.30	15.38	11.87%
Japan	Yen	1.06	1.08	1.08	1.16	1.13	-1.50%	-1.74%	-8.82%	-6.06%	1.18	0.96	1.05	10.87%
Norway	NOK	17.61	17.30	17.93	16.80	17.38	1.79%	-1.78%	4.82%	1.32%	18.11	15.57	17.22	12.21%
Singapore	SGD	85.87	85.80	85.48	78.31	79.47	0.08%	0.46%	9.65%	8.05%	86.34	77.30	80.39	4.47%
Denmark	DKK	19.40	19.32	19.46	16.53	17.20	0.41%	-0.31%	17.36%	12.79%	19.67	16.53	17.77	7.06%
Saudi Arabia	SAR	28.65	28.58	28.32	25.59	25.89	0.24%	1.17%	11.96%	10.66%	28.65	25.59	26.73	2.41%
Hongkong	HKD	13.86	13.83	13.70	12.38	12.53	0.22%	1.17%	11.95%	10.61%	13.86	12.38	12.93	2.45%
China	CNY	17.45	17.47	17.21	15.28	15.39	-0.06%	1.44%	14.20%	13.42%	17.57	15.01	16.03	#REF!
India	INR	1.70	1.69	1.72	1.75	1.78	0.64%	-1.05%	-2.66%	-4.44%	1.87	1.51	1.75	11.68%
Bangladesh	Taka	1.35	1.36	1.34	1.21	1.23	-0.48%	1.37%	11.97%	10.45%	1.36	1.21	1.30	14.22%
Oman	OMR	277.17	277.38	273.14	251.11	253.38	-0.08%	1.47%	10.37%	9.39%	278.78	251.11	262.11	10.09%
Kuwait	KWD	379.01	378.19	376.26	340.24	345.22	0.22%	0.73%	11.39%	9.79%	379.01	340.24	353.45	3.62%
Malaysia	MYR	33.41	33.42	33.36	31.33	31.75	-0.03%	0.15%	6.64%	5.23%	33.85	30.69	32.04	6.86%
Newzealand	NZD	88.20	88.23	89.69	78.27	80.04	-0.03%	-1.66%	12.69%	10.19%	90.22	76.23	82.30	9.31%
Qatar	QAR	29.51	29.44	29.17	26.35	26.67	0.24%	1.17%	11.99%	10.65%	29.51	26.35	27.54	2.49%
UAE	AED	29.25	29.19	28.91	26.12	26.44	0.21%	1.18%	11.98%	10.63%	29.25	26.12	27.28	3.55%



Source: NBP

* Annualized standard deviation for the period November-2012 to November-2013.

Disclaimer: This news update is being circulated for information purposes only and no action is being solicited based on it. Information and calculations presented in this news update have been generated from sources which we believe to be reliable, however we do not represent that it is accurate, complete and should be relied upon. **Pak Oman Asset Management Company Limited** does not assume any liability on it. This news update or any part of it should not be reproduced, published or distributed without prior permission.

For Details: Research Team; **Pak Oman Asset Management Company Limited**, Horizon Vista, Mezzanine Floor-2, Plot No -10, Scheme-5, Block 4, Clifton Karachi. PABX: +9221-35361466 Fax: +9221-35361469.