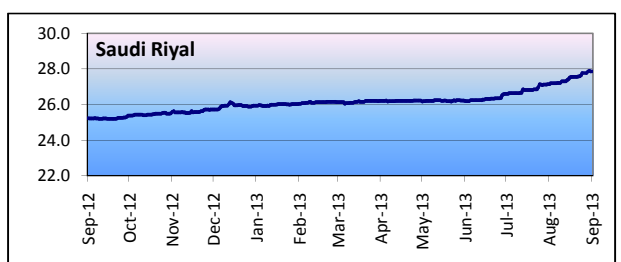
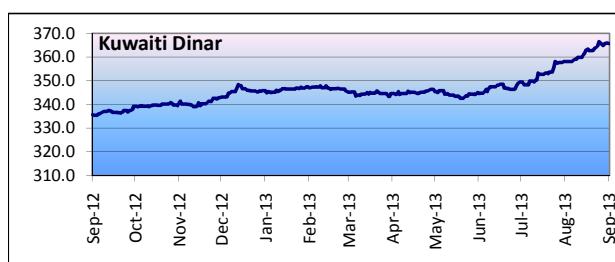
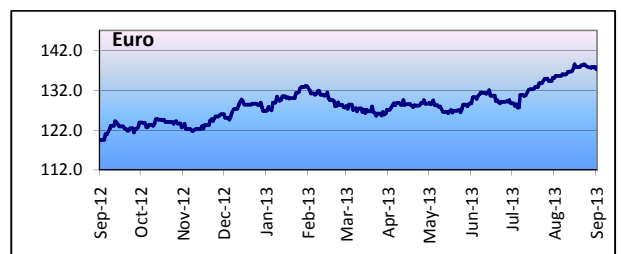
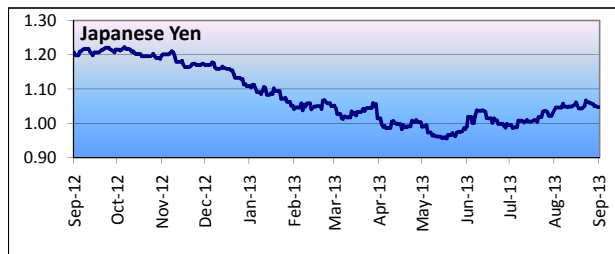
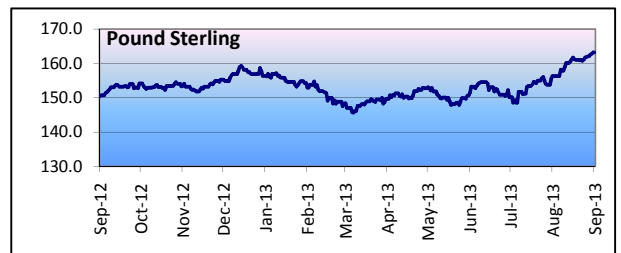
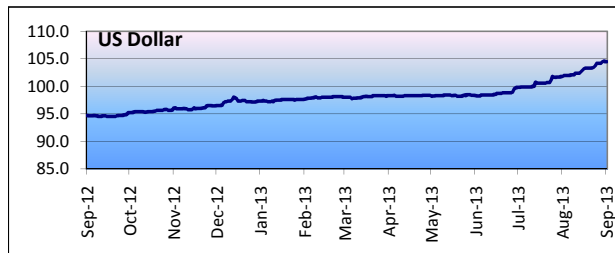


# International Currency Comparison

NBP Exchange Rate (Selling TT & OD)

Country	Symbol	This Week	Last Week	Last Month	Last Year		Return (%)				52-Weeks			STD*
		6-Sep-13	30-Aug-13	6-Aug-13	6-Sep-12	31-Dec-12	WoW	MoM	YoY	CYTD	High	Low	Average	$\sigma$
USA	USD	104.50	104.20	101.80	94.65	97.10	0.29%	2.65%	10.41%	7.62%	104.60	94.50	97.98	1.77%
U. Kingdom	GBP	163.15	161.66	156.29	150.54	156.90	0.92%	4.39%	8.38%	3.98%	163.18	145.64	153.12	6.34%
Euro	Euro	137.23	137.99	135.03	119.36	128.31	-0.55%	1.63%	14.97%	6.95%	138.52	119.36	128.25	6.65%
Canada	CAD	99.69	98.95	98.33	95.49	97.58	0.75%	1.38%	4.40%	2.16%	99.70	93.93	96.90	5.24%
Switzerland	CHF	110.76	111.93	109.84	99.00	106.28	-1.05%	0.84%	11.88%	4.22%	112.76	99.00	104.78	8.12%
Australia	AUD	95.43	93.26	90.86	96.75	100.98	2.33%	5.03%	-1.36%	-5.50%	103.65	90.20	98.26	8.23%
Sweden	SEK	15.66	15.81	15.50	14.06	14.93	-0.95%	1.03%	11.38%	4.89%	15.99	14.02	14.95	11.71%
Japan	Yen	1.05	1.06	1.04	1.21	1.13	-1.34%	0.70%	-13.26%	-7.30%	1.22	0.96	1.08	10.56%
Norway	NOK	17.09	17.11	17.21	16.25	17.38	-0.12%	-0.70%	5.17%	-1.67%	17.88	15.57	16.99	11.59%
Singapore	SGD	81.65	81.69	80.37	75.94	79.47	-0.05%	1.59%	7.52%	2.74%	82.11	75.94	78.88	3.99%
Denmark	DKK	18.40	18.50	18.11	16.02	17.20	-0.54%	1.60%	14.86%	6.98%	18.57	16.02	17.20	6.80%
Saudi Arabia	SAR	27.86	27.78	27.14	25.24	25.89	0.29%	2.65%	10.38%	7.61%	27.89	25.20	26.13	1.78%
Hongkong	HKD	13.47	13.44	13.12	12.20	12.53	0.22%	2.67%	10.41%	7.50%	13.49	12.19	12.63	1.81%
China	CNY	16.77	16.74	16.46	14.75	15.39	0.19%	1.88%	13.75%	9.00%	16.82	14.59	15.57	8.08%
India	INR	1.56	1.53	1.67	1.72	1.78	2.17%	-6.95%	-9.65%	-12.60%	1.87	1.51	1.77	11.04%
Bangladesh	Taka	1.31	1.31	1.34	1.19	1.23	0.10%	-2.20%	9.72%	6.96%	1.36	1.18	1.27	12.84%
Oman	OMR	268.12	267.34	266.72	250.38	253.38	0.29%	0.53%	7.09%	5.82%	271.06	246.74	257.48	10.04%
Kuwait	KWD	365.54	366.39	358.07	335.70	345.22	-0.23%	2.09%	8.89%	5.89%	366.39	335.38	345.86	2.39%
Malaysia	MYR	31.43	31.59	31.52	30.37	31.75	-0.51%	-0.29%	3.49%	-1.01%	33.29	30.37	31.61	5.85%
Newzealand	NZD	82.70	81.10	79.75	75.39	80.04	1.97%	3.70%	9.70%	3.32%	84.79	75.39	80.28	8.74%
Qatar	QAR	28.71	28.61	27.96	26.00	26.67	0.35%	2.68%	10.42%	7.65%	28.72	25.95	26.91	1.89%
UAE	AED	28.45	28.37	27.72	25.77	26.44	0.28%	2.63%	10.40%	7.60%	28.48	25.73	26.67	1.77%



Source: NBP

\* Annualized standard deviation for the period September-2012 to September-2013.

**Disclaimer:** This news update is being circulated for information purposes only and no action is being solicited based on it. Information and calculations presented in this news update have been generated from sources which we believe to be reliable, however we do not represent that it is accurate, complete and should be relied upon. **Pak Oman Asset Management Company Limited** does not assume any liability on it. This news update or any part of it should not be reproduced, published or distributed without prior permission.

**For Details:** Research Team; **Pak Oman Asset Management Company Limited**, Horizon Vista, Mezzanine Floor-2, Plot No -10, Scheme-5, Block 4, Clifton Karachi. PABX: +9221-35361466 Fax: +9221-35361469.