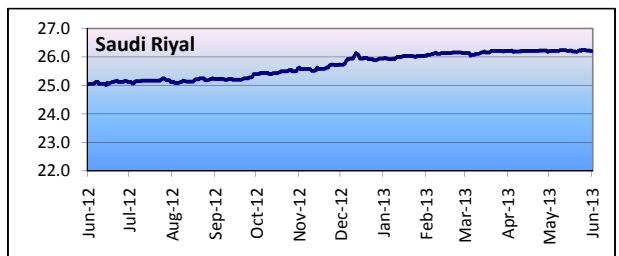
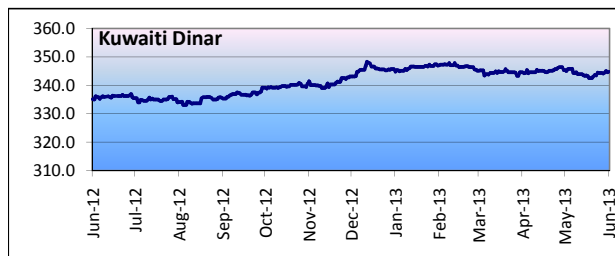
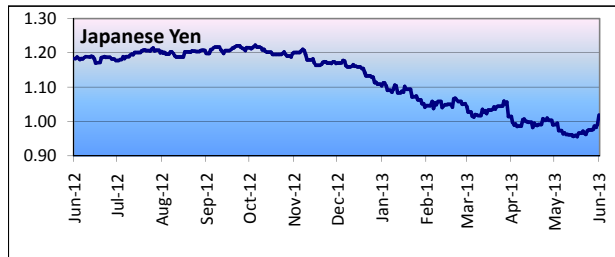
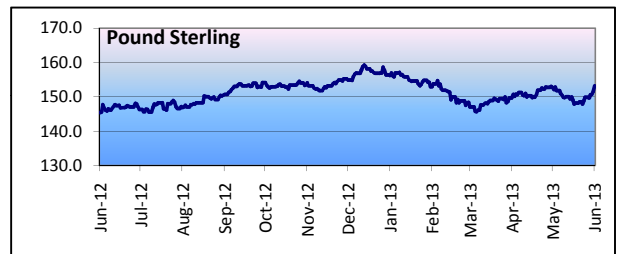
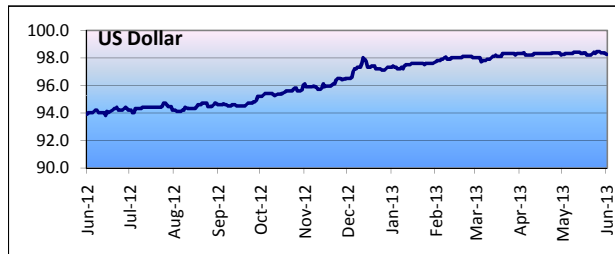


International Currency Comparison

NBP Exchange Rate (Selling TT & OD)

Country	Symbol	This Week	Last Week	Last Month	Last Year		Return (%)				52-Weeks			STD*
		7-Jun-13	31-May-13	7-May-13	7-Jun-12	31-Dec-12	WoW	MoM	YoY	CYTD	High	Low	Average	σ
USA	USD	98.25	98.45	98.25	93.90	97.10	-0.20%	0.00%	4.63%	1.18%	98.45	93.80	96.41	2.00%
U. Kingdom	GBP	153.23	149.88	152.72	145.33	156.90	2.24%	0.33%	5.44%	-2.34%	159.23	145.33	151.30	5.98%
Euro	Euro	130.24	128.37	128.50	117.98	128.31	1.46%	1.35%	10.39%	1.50%	133.02	113.98	124.38	7.17%
Canada	CAD	95.60	95.54	97.62	91.38	97.58	0.06%	-2.07%	4.62%	-2.03%	99.64	91.18	96.08	5.40%
Switzerland	CHF	105.98	103.18	104.69	98.24	106.28	2.71%	1.23%	7.88%	-0.28%	107.58	94.91	102.27	7.37%
Australia	AUD	93.21	94.94	100.59	93.41	100.98	-1.82%	-7.34%	-0.21%	-7.69%	103.65	92.65	99.45	7.77%
Sweden	SEK	15.02	14.99	15.00	13.08	14.93	0.20%	0.13%	14.83%	0.60%	15.99	13.08	14.58	11.15%
Japan	Yen	1.02	0.98	0.99	1.18	1.13	4.53%	2.83%	-13.82%	-9.72%	1.22	0.96	1.12	9.17%
Norway	NOK	17.11	16.86	16.83	15.45	17.38	1.48%	1.66%	10.74%	-1.55%	17.88	15.36	16.73	8.31%
Singapore	SGD	79.13	78.06	79.84	73.60	79.47	1.37%	-0.89%	7.51%	-0.43%	80.38	73.29	77.79	4.29%
Denmark	DKK	17.47	17.22	17.24	15.87	17.20	1.45%	1.33%	10.08%	1.57%	17.83	15.32	16.69	7.25%
Saudi Arabia	SAR	26.20	26.25	26.20	25.04	25.89	-0.19%	0.00%	4.63%	1.20%	26.25	25.01	25.71	1.67%
Hongkong	HKD	12.66	12.68	12.66	12.10	12.53	-0.16%	0.00%	4.63%	1.04%	12.68	12.09	12.43	1.74%
China	CNY	15.79	15.75	15.80	14.66	15.39	0.23%	-0.08%	7.72%	2.60%	15.84	14.57	15.22	9.33%
Kuwait	KWD	344.74	344.32	345.32	335.11	345.22	0.12%	-0.17%	2.87%	-0.14%	348.32	333.03	341.32	2.40%
Malaysia	MYR	31.84	31.91	33.10	29.65	31.75	-0.22%	-3.81%	7.39%	0.28%	33.29	29.47	31.29	5.50%
Newzealand	NZD	78.23	79.55	83.70	72.37	80.04	-1.66%	-6.54%	8.10%	-2.26%	84.79	71.75	79.30	9.25%
Qatar	QAR	26.98	27.04	26.99	25.79	26.67	-0.22%	-0.04%	4.61%	1.16%	27.04	25.76	26.48	1.71%
UAE	AED	26.75	26.80	26.75	25.57	26.44	-0.19%	0.00%	4.61%	1.17%	26.80	25.54	26.25	1.69%



Source: NBP

* Annualized standard deviation for the period January-2012 to June-2013.

Disclaimer: This news update is being circulated for information purposes only and no action is being solicited based on it. Information and calculations presented in this news update have been generated from sources which we believe to be reliable, however we do not represent that it is accurate, complete and should be relied upon. **Pak Oman Asset Management Company Limited** does not assume any liability on it. This news update or any part of it should not be reproduced, published or distributed without prior permission.

For Details: Research Team; **Pak Oman Asset Management Company Limited**, Horizon Vista, Mezzanine Floor-2, Plot No -10, Scheme-5, Block 4, Clifton Karachi. PABX: +9221-35361466 Fax: +9221-35361469.