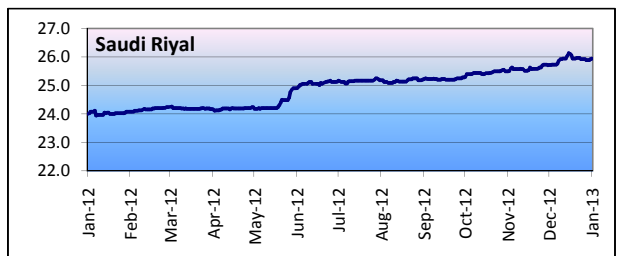
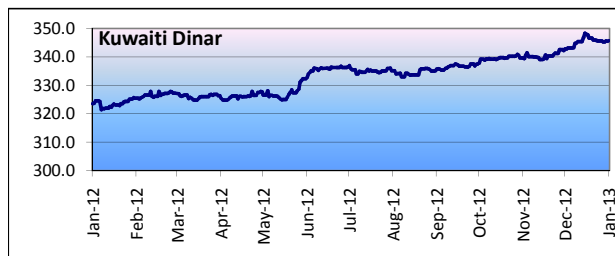
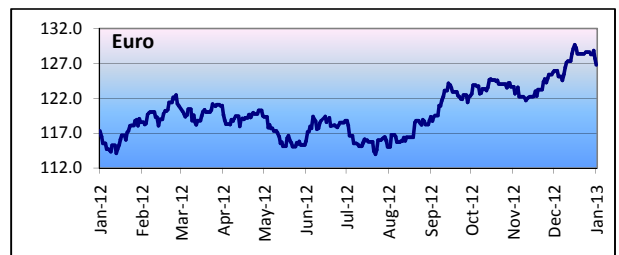
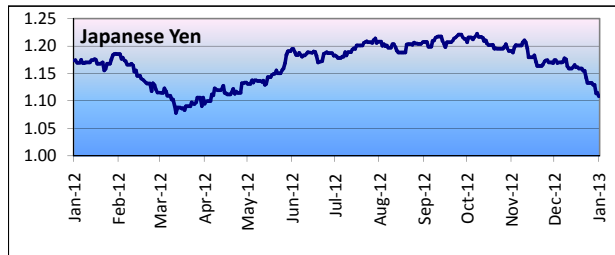
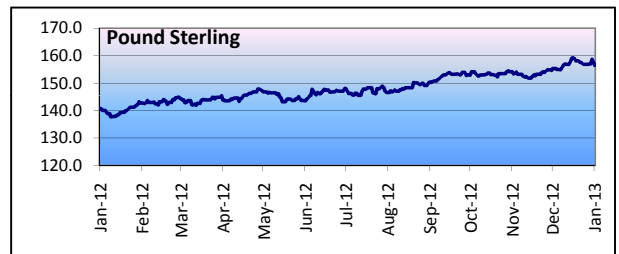
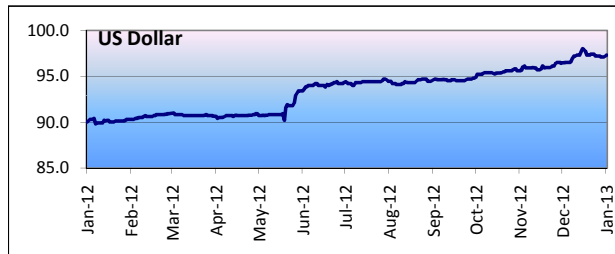


# International Currency Comparison

NBP Exchange Rate (Selling TT & OD)

Country	Symbol	This Week	Last Week	Last Month	Last Year		Return (%)				52-Weeks			STD*
		4-Jan-13	28-Dec-12	4-Dec-12	4-Jan-12	31-Dec-12	WoW	MoM	YoY	CYTD	High	Low	Average	$\sigma$
USA	USD	97.30	97.20	96.45	90.00	97.10	0.10%	0.88%	8.11%	0.21%	98.00	89.80	93.32	0.09%
U. Kingdom	GBP	156.40	156.83	155.29	140.79	156.90	-0.27%	0.71%	11.09%	-0.32%	159.23	137.74	148.01	0.22%
Euro	Euro	126.77	128.63	125.97	117.34	128.31	-1.45%	0.64%	8.04%	-1.20%	129.70	113.98	120.02	0.28%
Canada	CAD	98.38	97.93	96.97	88.85	97.58	0.46%	1.45%	10.73%	0.82%	99.64	87.65	93.46	0.23%
Switzerland	CHF	104.87	106.47	104.20	96.44	106.28	-1.50%	0.64%	8.74%	-1.33%	107.39	94.31	99.57	0.37%
Australia	AUD	101.53	100.75	100.75	93.13	100.98	0.77%	0.77%	9.02%	0.54%	103.33	89.32	96.69	0.33%
Sweden	SEK	14.87	14.94	14.54	13.17	14.93	-0.47%	2.27%	12.91%	-0.40%	15.03	12.60	13.80	0.37%
Japan	Yen	1.11	1.13	1.17	1.17	1.13	-2.14%	-5.61%	-5.54%	-1.86%	1.22	1.08	1.17	0.25%
Norway	NOK	17.41	17.43	17.13	15.20	17.38	-0.11%	1.63%	14.54%	0.17%	17.58	14.87	16.06	0.34%
Singapore	SGD	79.13	79.49	79.13	69.97	79.47	-0.45%	0.00%	13.09%	-0.43%	80.38	69.53	74.79	0.20%
Denmark	DKK	17.00	17.25	16.89	15.78	17.20	-1.45%	0.65%	7.73%	-1.16%	17.39	15.32	16.12	0.30%
Saudi Arabia	SAR	25.94	25.92	25.72	24.00	25.89	0.08%	0.86%	8.08%	0.19%	26.13	23.95	24.88	0.08%
Hongkong	HKD	12.55	12.54	12.45	11.58	12.53	0.08%	0.80%	8.38%	0.16%	12.64	11.56	12.03	0.08%
China	CNY	15.42	15.37	15.24	14.03	15.39	0.33%	1.23%	9.97%	0.23%	15.49	13.99	14.67	0.29%
Kuwait	KWD	345.71	345.60	342.76	323.55	345.22	0.03%	0.86%	6.85%	0.14%	348.32	321.37	333.13	0.10%
Malaysia	MYR	31.95	31.71	31.70	28.67	31.75	0.76%	0.79%	11.44%	0.63%	32.08	28.59	30.24	0.20%
Newzealand	NZD	80.15	79.69	79.33	70.98	80.04	0.58%	1.03%	12.92%	0.14%	82.73	68.76	75.68	0.37%
Qatar	QAR	26.72	26.70	26.49	24.72	26.67	0.07%	0.87%	8.09%	0.19%	26.92	24.66	25.63	0.07%
UAE	AED	26.49	26.46	26.26	24.51	26.44	0.11%	0.88%	8.08%	0.19%	26.68	24.45	25.41	0.15%



Source: NBP

\* Annualized standard deviation for the period January-2011 to January-2013.

**Disclaimer:** This news update is being circulated for information purposes only and no action is being solicited based on it. Information and calculations presented in this news update have been generated from sources which we believe to be reliable, however we do not represent that it is accurate, complete and should be relied upon. **Pak Oman Asset Management Company Limited** does not assume any liability on it. This news update or any part of it should not be reproduced, published or distributed without prior permission.

**For Details:** Research Team; **Pak Oman Asset Management Company Limited**, Horizon Vista, Mezzanine Floor-2, Plot No -10, Scheme-5, Block 4, Clifton Karachi. PABX: +9221-35361466 Fax: +9221-35361469.