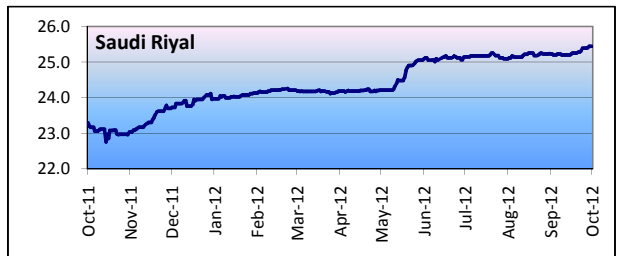
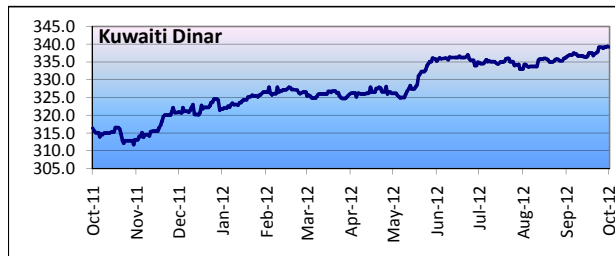
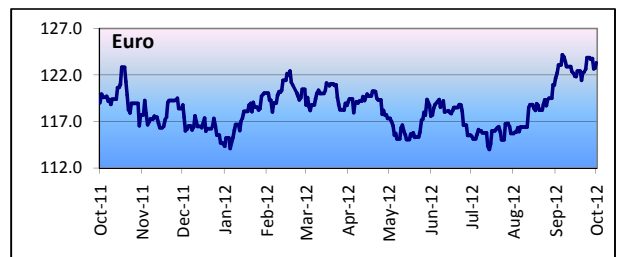
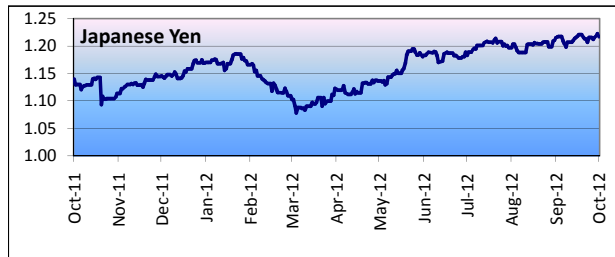
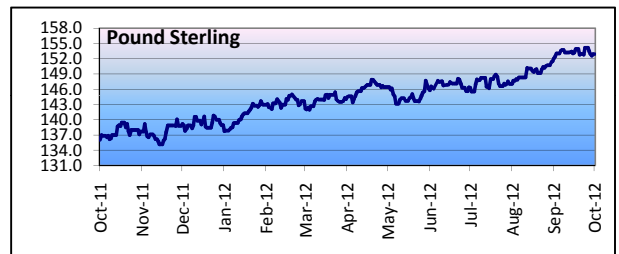
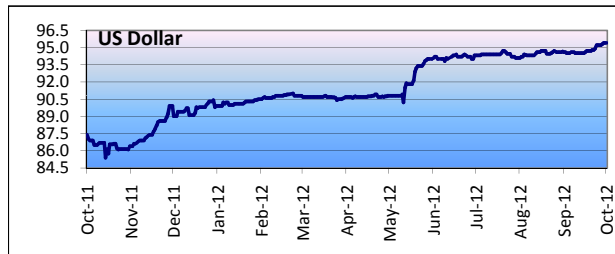


International Currency Comparison

NBP Exchange Rate (Selling TT & OD)

Country	Symbol	This Week	Last Week	Last Month	Last Year		Return (%)				52-Weeks			STD*
		12-Oct-12	5-Oct-12	12-Sep-12	12-Oct-11	31-Dec-11	WoW	MoM	YoY	CYTD	High	Low	Average	σ
USA	USD	95.40	95.20	94.60	87.40	89.80	0.21%	0.85%	9.15%	6.24%	95.40	85.39	91.32	0.10%
U. Kingdom	GBP	152.90	154.17	152.06	136.05	138.40	-0.82%	0.55%	12.39%	10.48%	154.17	135.16	144.12	0.25%
Euro	Euro	123.32	123.88	121.66	118.98	116.22	-0.45%	1.36%	3.65%	6.11%	124.18	113.98	118.41	0.33%
Canada	CAD	97.50	97.12	97.30	84.99	87.97	0.39%	0.21%	14.72%	10.83%	97.87	83.35	90.86	0.27%
Switzerland	CHF	101.99	102.27	100.75	95.95	95.41	-0.27%	1.23%	6.29%	6.90%	102.27	93.77	97.85	0.44%
Australia	AUD	97.96	97.71	99.01	86.59	91.11	0.26%	-1.06%	13.13%	7.52%	100.03	84.71	94.11	0.39%
Sweden	SEK	14.23	14.37	14.34	13.03	13.01	-0.97%	-0.77%	9.21%	9.38%	14.53	12.56	13.46	0.43%
Japan	Yen	1.22	1.22	1.22	1.14	1.16	0.11%	0.15%	6.76%	5.05%	1.22	1.08	1.16	0.29%
Norway	NOK	16.72	16.68	16.42	15.31	14.95	0.24%	1.83%	9.21%	11.84%	16.72	14.82	15.65	0.41%
Singapore	SGD	78.07	77.59	77.00	67.86	69.03	0.62%	1.39%	15.05%	13.10%	78.07	66.61	72.32	0.24%
Denmark	DKK	16.53	16.61	16.32	15.98	15.63	-0.48%	1.29%	3.44%	5.76%	16.66	15.32	15.92	0.35%
Saudi Arabia	SAR	25.44	25.39	25.23	23.30	23.95	0.20%	0.83%	9.18%	6.22%	25.44	22.76	24.35	0.09%
Hongkong	HKD	12.31	12.28	12.20	11.23	11.56	0.24%	0.90%	9.62%	6.49%	12.31	11.07	11.76	0.09%
China	CNY	14.95	14.91	14.76	13.59	14.05	0.27%	1.30%	9.96%	6.39%	15.00	13.27	14.31	0.32%
Kuwait	KWD	339.17	339.16	336.43	316.39	322.24	0.00%	0.81%	7.20%	5.25%	339.41	311.79	327.34	0.12%
Malaysia	MYR	31.18	31.18	30.77	27.71	28.27	0.00%	1.33%	12.52%	10.29%	31.18	27.31	29.38	0.24%
Newzealand	NZD	78.17	78.46	77.55	68.10	69.34	-0.37%	0.80%	14.79%	12.73%	79.07	64.80	73.09	0.44%
Qatar	QAR	26.20	26.15	25.98	24.00	24.66	0.19%	0.85%	9.17%	6.24%	26.20	23.65	25.08	0.08%
UAE	AED	25.97	25.92	25.76	23.79	24.45	0.19%	0.82%	9.16%	6.22%	25.97	23.44	24.86	0.18%



Source: NBP

* Annualized standard deviation for the period January-2011 to October-2012.

Disclaimer: This news update is being circulated for information purposes only and no action is being solicited based on it. Information and calculations presented in this news update have been generated from sources which we believe to be reliable, however we do not represent that it is accurate, complete and should be relied upon. **Pak Oman Asset Management Company Limited** does not assume any liability on it. This news update or any part of it should not be reproduced, published or distributed without prior permission.

For Details: Research Team; **Pak Oman Asset Management Company Limited**, 1st. Floor, Tower A, FTC, Shahrah-e-Faisal, Karachi. PABX: +9221-563 1020-4 Fax: +9221-563 1025.