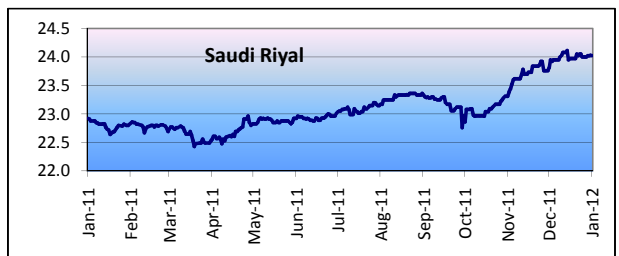
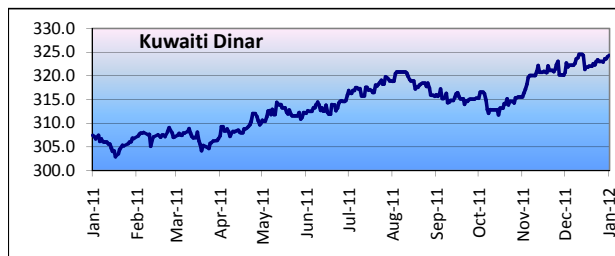
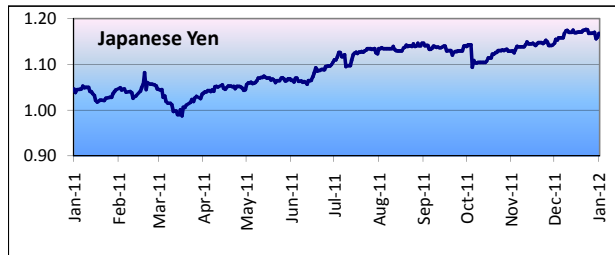
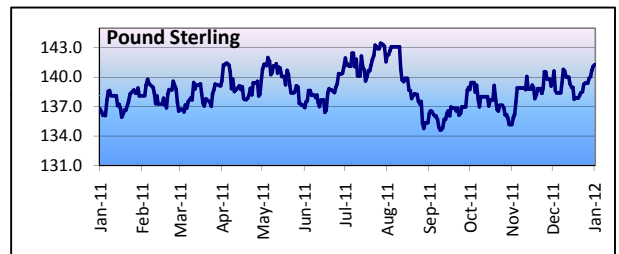
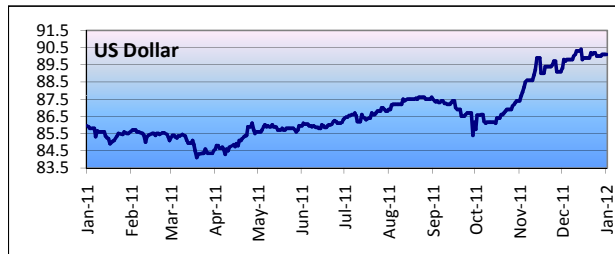


# International Currency Comparison

NBP Exchange Rate (Selling TT & OD)

Country	Symbol	This Week	Last Week	Last Month	Last Year		Return (%)				52-Weeks			STD*
		27-Jan-12	20-Jan-12	27-Dec-11	27-Jan-11	31-Dec-11	WoW	MoM	YoY	CYTD	High	Low	Average	$\sigma$
USA	USD	90.10	90.00	89.30	85.95	89.80	0.11%	0.90%	4.83%	0.33%	90.40	84.10	86.62	0.18%
U. Kingdom	GBP	141.26	139.39	139.46	136.80	138.40	1.34%	1.29%	3.26%	2.07%	143.44	134.63	138.69	0.65%
Euro	Euro	118.11	116.68	116.76	117.79	116.22	1.23%	1.16%	0.27%	1.63%	126.63	114.11	120.34	0.69%
Canada	CAD	89.92	88.80	87.51	86.42	87.97	1.26%	2.75%	4.05%	2.22%	91.56	82.72	87.40	0.64%
Switzerland	CHF	97.83	96.54	95.45	91.11	95.41	1.34%	2.49%	7.38%	2.54%	119.22	87.25	98.29	0.83%
Australia	AUD	95.70	93.66	90.65	85.59	91.11	2.18%	5.57%	11.81%	5.04%	95.68	82.79	89.61	0.84%
Sweden	SEK	13.28	13.32	13.01	13.32	13.01	-0.30%	2.08%	-0.30%	2.08%	14.12	12.56	13.32	0.94%
Japan	Yen	1.17	1.17	1.15	1.05	1.16	0.01%	1.89%	11.60%	0.81%	1.18	0.99	1.09	0.62%
Norway	NOK	15.44	15.22	15.01	14.91	14.95	1.45%	2.86%	3.55%	3.28%	16.32	14.51	15.44	0.86%
Singapore	SGD	71.64	70.69	68.95	67.20	69.03	1.34%	3.90%	6.61%	3.78%	72.45	66.17	68.96	0.42%
Denmark	DKK	15.89	15.69	15.71	15.81	15.63	1.27%	1.15%	0.51%	1.66%	17.00	15.34	16.15	1.24%
Saudi Arabia	SAR	24.02	24.00	23.81	22.92	23.95	0.08%	0.88%	4.80%	0.29%	24.11	22.43	23.10	0.17%
Hongkong	HKD	11.61	11.59	11.48	11.04	11.56	0.17%	1.13%	5.16%	0.43%	11.64	10.81	11.13	0.16%
China	CNY	14.26	14.25	13.83	13.06	14.05	0.09%	3.13%	9.22%	1.52%	14.29	12.74	13.36	0.37%
Kuwait	KWD	324.33	323.04	320.65	307.46	322.24	0.40%	1.15%	5.49%	0.65%	324.53	302.95	313.81	0.30%
Malaysia	MYR	29.63	29.00	28.26	28.17	28.27	2.17%	4.85%	5.18%	4.81%	29.42	27.21	28.27	0.45%
Newzealand	NZD	74.06	72.17	69.09	66.39	69.34	2.62%	7.19%	11.55%	6.81%	76.56	61.81	68.85	0.90%
Qatar	QAR	24.74	24.72	24.53	23.61	24.66	0.08%	0.86%	4.79%	0.32%	24.83	23.10	23.79	0.63%
UAE	AED	24.53	24.50	24.31	23.40	24.45	0.12%	0.90%	4.83%	0.33%	24.61	22.95	23.57	0.28%



Source: NBP

\* Annualized standard deviation for the period January-2009 to Jan-2012.

**Disclaimer:** This news update is being circulated for information purposes only and no action is being solicited based on it. Information and calculations presented in this news update have been generated from sources which we believe to be reliable, however we do not represent that it is accurate, complete and should be relied upon. **Pak Oman Asset Management Company Limited** does not assume any liability on it. This news update or any part of it should not be reproduced, published or distributed without prior permission.

**For Details:** Research Team; **Pak Oman Asset Management Company Limited**, 1st. Floor, Tower A, FTC, Shahrah-e-Faisal, Karachi. PABX: +9221-563 1020-4 Fax: +9221-563 1025.