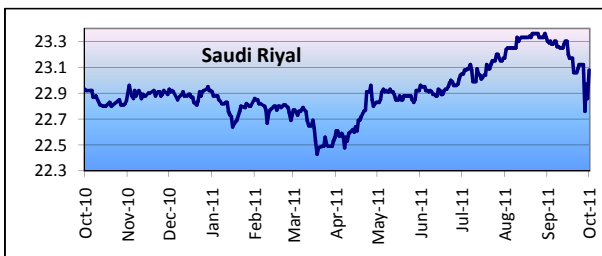
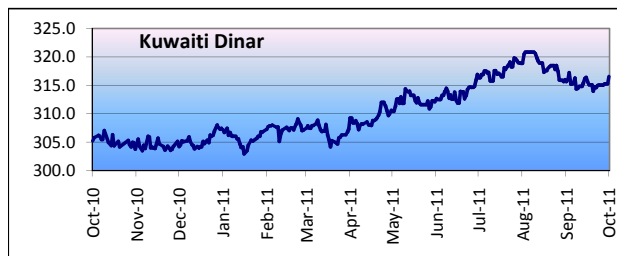
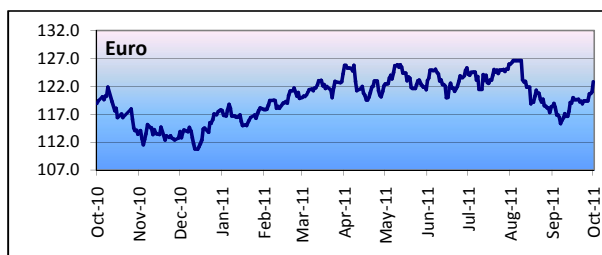
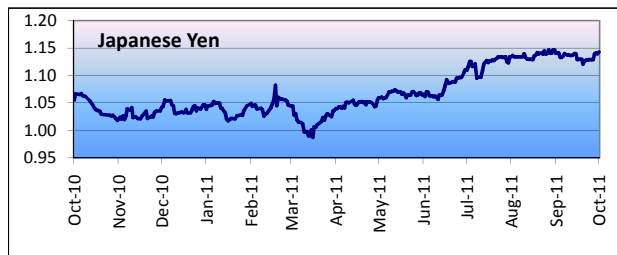


[Click Here to upgrade to Unlimited Pages and Expanded Features](#)

NBP Exchange Rate (Selling TT & OD)

Country	Symbol	This Week	Last Week	Last Month	Last Year		Return ( % )				52-Weeks			STD*
		28-Oct-11	21-Oct-11	28-Sep-11	28-Oct-10	31-Dec-10	WoW	MoM	YoY	CYTD	High	Low	Average	σ
USA	USD	86.57	86.70	87.40	85.65	85.90	-0.15%	-0.95%	1.07%	0.78%	87.60	84.10	85.97	0.32%
U. Kingdom	GBP	139.43	136.97	136.55	133.55	132.65	1.80%	2.11%	4.40%	5.11%	143.44	132.09	138.04	0.79%
Euro	Euro	122.85	119.41	118.50	113.41	114.19	2.88%	3.67%	8.32%	7.58%	126.63	110.72	120.06	0.81%
Canada	CAD	87.32	85.25	85.20	83.88	85.89	2.43%	2.49%	4.10%	1.66%	91.56	82.72	87.20	0.79%
Switzerland	CHF	100.64	97.49	97.18	85.39	91.56	3.23%	3.56%	17.86%	9.92%	119.22	85.39	96.88	0.89%
Australia	AUD	92.57	88.50	86.18	82.61	87.33	4.60%	7.41%	12.06%	6.00%	95.68	82.10	88.58	1.07%
Sweden	SEK	13.65	13.11	12.90	12.24	12.71	4.12%	5.81%	11.52%	7.40%	14.12	12.22	13.26	1.04%
Japan	Yen	1.14	1.13	1.14	1.02	1.05	1.21%	0.18%	12.21%	8.43%	1.15	0.99	1.07	0.73%
Norway	NOK	16.01	15.46	15.13	13.92	14.59	3.56%	5.82%	15.01%	9.73%	16.32	13.84	15.33	1.47%
Singapore	SGD	69.67	67.72	67.75	64.89	66.75	2.88%	2.83%	7.37%	4.37%	72.45	64.28	68.50	0.51%
Denmark	DKK	16.50	16.04	15.92	15.22	15.32	2.87%	3.64%	8.41%	7.70%	17.00	12.09	16.10	1.28%
Saudi Arabia	SAR	23.08	23.12	23.30	22.84	22.91	-0.17%	-0.94%	1.05%	0.74%	23.36	22.43	22.93	0.32%
Hongkong	HKD	11.16	11.14	11.21	11.03	11.05	0.18%	-0.45%	1.18%	1.00%	11.33	10.81	11.05	0.32%
China	CNY	13.59	13.52	13.64	12.85	13.03	0.54%	-0.31%	5.78%	4.32%	13.72	12.74	13.16	0.42%
Kuwait	KWD	316.57	315.04	315.67	303.78	305.10	0.49%	0.29%	4.21%	3.76%	320.82	302.95	310.78	0.40%
Malaysia	MYR	28.21	27.46	27.62	27.16	27.86	2.73%	2.14%	3.87%	1.26%	29.42	27.16	28.20	0.51%
Newzealand	NZD	71.03	68.66	68.61	64.22	66.24	3.45%	3.53%	10.60%	7.23%	76.56	61.81	68.22	1.07%
Qatar	QAR	23.81	23.81	24.00	23.54	23.62	0.00%	-0.79%	1.15%	0.80%	24.06	23.10	23.62	0.66%
UAE	AED	23.61	23.60	23.79	23.32	23.39	0.04%	-0.76%	1.24%	0.94%	23.90	22.95	23.41	0.38%



Source: NBP, POAMCL RESEARCH

\* Annualized standard deviation for the period July-2008 to Oct-2011.

**Disclaimer:** This news update is being circulated for information purposes only and no action is being solicited based on it. Information and calculations presented in this news update have been generated from sources which we believe to be reliable, however we do not represent that it is accurate, complete and should be relied upon. **Pak Oman Asset Management Company Limited** does not assume any liability on it. This news update or any part of it should not be reproduced, published or distributed without prior permission.

**For Details:** Research Team; **Pak Oman Asset Management Company Limited**, 1st. Floor, Tower A, FTC, Shahrah-e-Faisal, Karachi. PABX: +9221-563 1020-4 Fax: +9221-563 1025.