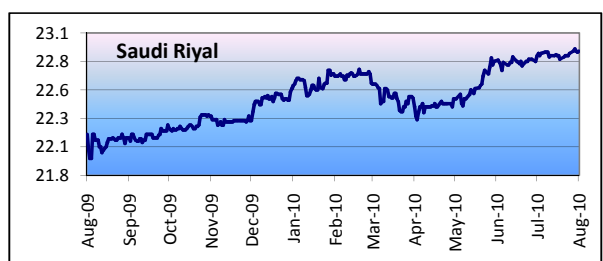
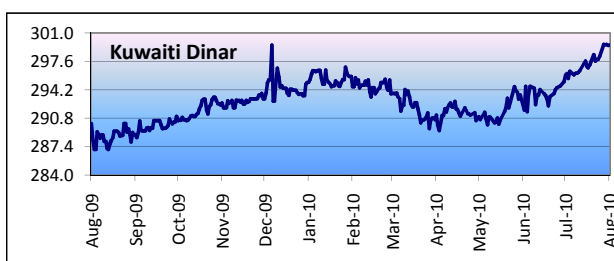
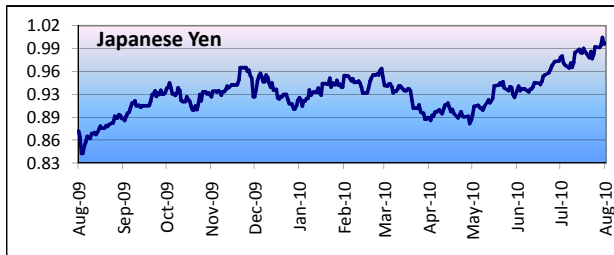
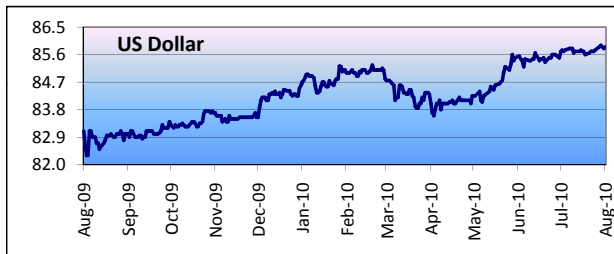


# International Currency Comparison

NBP Exchange Rate (Selling TT & OD)

| Country      | Symbol  | This Week | Last Week | Last Month | Last Year |           | Return ( % ) |       |        |        | 52-Weeks |        |         | STD*   |
|--------------|---------|-----------|-----------|------------|-----------|-----------|--------------|-------|--------|--------|----------|--------|---------|--------|
|              |         | 6-Aug-10  | 30-Jul-10 | 6-Jul-10   | 6-Aug-09  | 31-Dec-09 | WoW          | MoM   | YoY    | YTD    | High     | Low    | Average | σ      |
| USA          | US\$    | 85.85     | 85.75     | 85.70      | 83.10     | 84.30     | 0.12%        | 0.18% | 3.31%  | 1.84%  | 85.90    | 82.30  | 84.19   | 6.06%  |
| U. Kingdom   | Pound   | 136.33    | 133.83    | 129.77     | 140.95    | 135.40    | 1.87%        | 5.06% | -3.28% | 0.69%  | 140.95   | 120.69 | 132.84  | 13.71% |
| Euro         | Euro    | 113.25    | 111.94    | 107.43     | 119.58    | 121.10    | 1.17%        | 5.42% | -5.29% | -6.48% | 126.19   | 101.86 | 116.94  | 12.97% |
| Canada       | C\$     | 84.47     | 82.78     | 80.59      | 77.51     | 80.17     | 2.04%        | 4.81% | 8.98%  | 5.36%  | 84.47    | 74.68  | 80.26   | 13.44% |
| Switzerland  | Swiss   | 81.87     | 82.48     | 80.80      | 78.20     | 81.45     | -0.74%       | 1.32% | 4.69%  | 0.52%  | 84.00    | 72.23  | 79.76   | 13.77% |
| Australia    | Aus\$   | 78.58     | 77.04     | 71.78      | 69.89     | 75.48     | 2.00%        | 9.47% | 12.43% | 4.11%  | 79.10    | 67.86  | 74.99   | 17.89% |
| Sweden       | Kroner  | 12.06     | 11.84     | 11.14      | 11.61     | 11.79     | 1.86%        | 8.26% | 3.88%  | 2.29%  | 12.31    | 10.58  | 11.69   | 20.90% |
| Japan        | Yen     | 1.00      | 0.99      | 0.98       | 0.87      | 0.91      | 0.50%        | 1.99% | 14.03% | 9.30%  | 1.01     | 0.84   | 0.93    | 13.10% |
| Norway       | Kroner  | 14.36     | 14.04     | 13.29      | 13.80     | 14.57     | 2.28%        | 8.05% | 4.06%  | -1.44% | 15.11    | 12.82  | 14.21   | 24.18% |
| Singapore    | Sing\$  | 63.50     | 62.95     | 61.54      | 57.96     | 60.07     | 0.87%        | 3.18% | 9.56%  | 5.71%  | 63.50    | 57.00  | 60.11   | 8.40%  |
| Denmark      | Kroner  | 15.20     | 15.02     | 14.41      | 16.06     | 16.27     | 1.20%        | 5.48% | -5.35% | -6.58% | 16.96    | 13.69  | 15.71   | 13.02% |
| Saudi Arabia | Riyal   | 22.89     | 22.87     | 22.85      | 22.16     | 22.47     | 0.09%        | 0.18% | 3.29%  | 1.87%  | 22.91    | 21.95  | 22.45   | 5.79%  |
| Hongkong     | HK\$    | 11.06     | 11.04     | 11.00      | 10.72     | 10.87     | 0.18%        | 0.55% | 3.17%  | 1.75%  | 11.06    | 10.62  | 10.85   | 10.62% |
| China        | Yuan    | 12.68     | 12.66     | 12.65      | 12.17     | 12.35     | 0.16%        | 0.24% | 4.19%  | 2.67%  | 12.68    | 12.05  | 12.34   | 6.28%  |
| Kuwait       | Dinar   | 299.54    | 298.16    | 295.98     | 290.17    | 293.73    | 0.46%        | 1.20% | 3.23%  | 1.98%  | 299.62   | 287.06 | 292.76  | 7.22%  |
| Malaysia     | Ringgit | 27.27     | 26.91     | 26.62      | 23.77     | 24.61     | 1.34%        | 2.44% | 14.72% | 10.81% | 27.27    | 23.32  | 25.07   | 8.43%  |
| Newzealand   | NZ\$    | 62.53     | 61.84     | 58.84      | 55.65     | 61.17     | 1.12%        | 6.27% | 12.36% | 2.22%  | 63.10    | 55.19  | 59.77   | 19.15% |
| Qatar        | Riyal   | 23.59     | 23.56     | 23.54      | 22.82     | 23.15     | 0.13%        | 0.21% | 3.37%  | 1.90%  | 23.60    | 22.38  | 23.13   | 7.89%  |
| UAE          | Dirham  | 23.37     | 23.35     | 23.33      | 22.63     | 22.95     | 0.09%        | 0.17% | 3.27%  | 1.83%  | 23.52    | 22.41  | 22.92   | 5.77%  |



Source: NBP, POAMCL RESEARCH

\* Annualized standard deviation for the period Jan-2007 to Jun-2010.

**Disclaimer:** This news update is being circulated for information purposes only and no action is being solicited based on it. Information and calculations presented in this news update have been generated from sources which we believe to be reliable, however we do not represent that it is accurate, complete and should be relied upon. **Pak Oman Asset Management Company Limited.** does not assume any liability on it.

This news update or any part of it should not be reproduced, published or distributed without prior permission.

**For Details:** Research Team; **Pak Oman Asset Management Company Limited**, 1st. Floor, Tower A, FTC, Shahrah-e-Faisal, Karachi. PABX: +9221-563 1020-4 Fax: +9221-563 1025.